


ISI Web of KnowledgeSM

Take the next step 

Web of Science[®]

使用統計手冊

目次

使用統計管理者帳號密碼申請步驟.....	2
使用統計帳號密碼登入步驟.....	5
ISI Web of Knowledge 使用統計.....	7
Summary Report	7
Summary Report Include User Credentials	9
Create a Custom Summary Report	9
Sessions and Turnaways	10
Sessions and Turnaways Include User Credentials.....	11
Web of Science 使用統計.....	12
Summary Report	12
Summary Report Include User Credentials	15
Summary Report Include WS Subsessions and queries.....	15
Create a Custom Summary Report	16
Subsessions and Queries	17
Subsessions and Queries Include User Credentials	18
WebService Usage Summary Report.....	19
ResearchSoft Product Report.....	20
Alerting 使用統計(需依照各單位使用權限而定).....	20
Search Alerts Summary.....	20
Search Alerts Summary Include Individual User Details	22
Table of Contents Alerts Summary	23
Table of Contents Alerts Summary Include Individual User Details.....	24
Citation Alert Summary	24
Citation Alert Summary Include Individual User Details.....	26
Links 使用統計	27
Inter-product Links Summary	27
Publisher Full Text Links (All Publishers)	29
Publisher Full Text Links (Journals by Publisher).....	30
RSS 使用統計	31
下載格式.....	31

使用統計管理者帳號密碼申請步驟

1. 首先到 ISI Web of Knowledge (<http://isiknowledge.com>) 平台進行註冊帳號密碼的步驟，請先點選 Register 進行註冊

The screenshot shows the ISI Web of Knowledge homepage. At the top, there is a navigation bar with links for Sign In, My EndNote Web, My ResearcherID, My Citation Alerts, My Journal List, My Saved Searches, Log Out, and Help. The main header features the ISI Web of Knowledge logo and the tagline "Take the next step". Below the header, there are tabs for "All Databases", "Select a Database", "Web of Science", and "Additional Resources". The "Web of Science" tab is active, showing search options for Topic, Author, and Publication Name. There are also links for "Looking for ISI Proceedings?", "Discover Web of Science", and "Customize Your Experience". The "Customize Your Experience" section includes a "Sign In | Register" link and a list of benefits for users.

2. 接著請輸入欲註冊管理者帳號密碼的 Email

The screenshot shows the "User Registration" form. It includes a heading "User Registration" and two columns of text. The left column says "To start the registration process, please provide your e-mail address." and the right column says "If you are already registered for a Thomson Reuters product or service, return to the previous page and log in." Below the text are two input fields: "E-mail Address:" and "Retype E-mail Address:". At the bottom, there are two buttons: "Continue" and "Cancel".

3. 填寫管理者註冊資料

[Sign In](#) | [My Endnote Web](#) | [My Citation Alerts](#) | [My Journal List](#) | [My Saved Searches](#) | [Log Out](#) | [Help](#)

ISI Web of KnowledgeSM *Take the next step*

User Registration

Please complete the fields below. Fields with an asterisk are required.

* E-mail Address:

* First Name:

* Last Name:

Middle Initial:

* Password:

Password Guidelines
Must be 8 or more characters (no spaces) and contain:
- at least 1 numeral: 0 - 9
- at least 1 alpha character, case-sensitive
- at least 1 symbol: ! @ # \$ % ^ * () ~ ` { } [] \ | & _
Example: 1sun%moon

* Retype Password:

* Primary Role/Title:

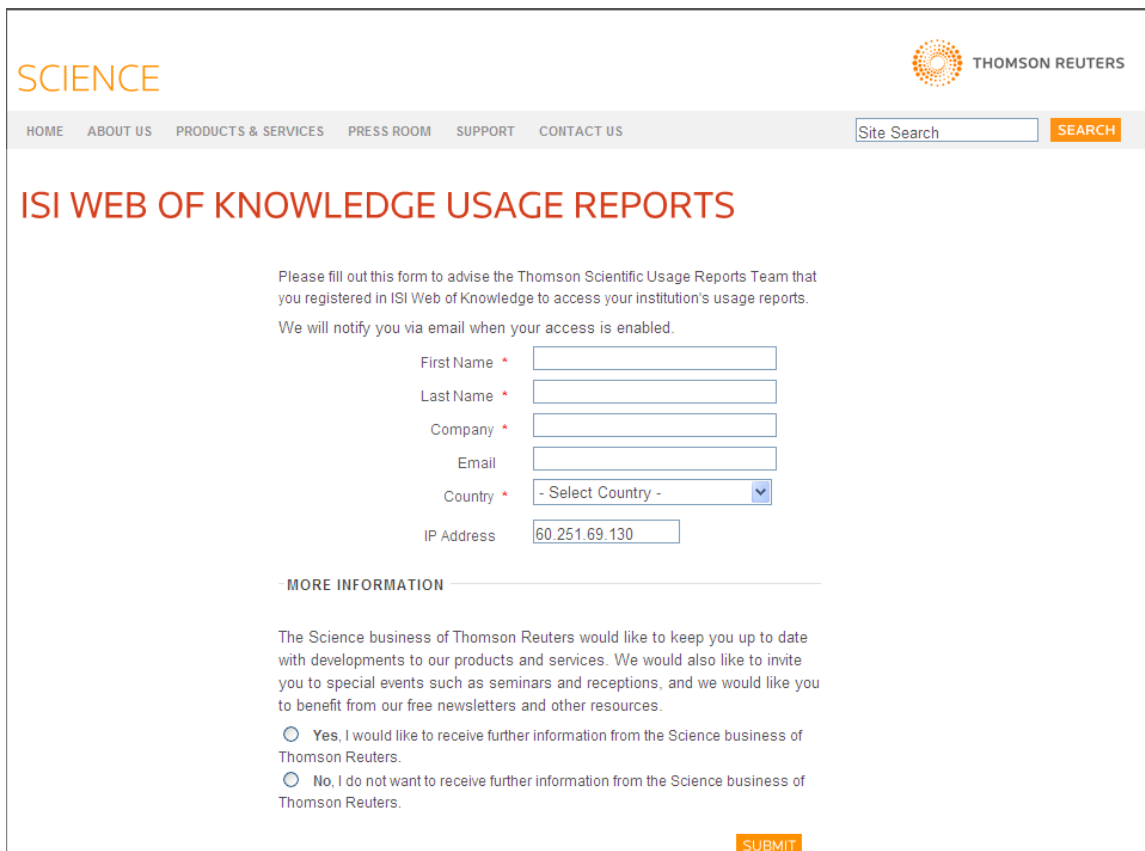
* Subject Area:

Bibliographic Software Use:

* Opt in/Opt out: Send me information about Thomson Reuters products and services related to ISI Web of Knowledge.
 Do not send me information about Thomson Reuters products and services related to ISI Web of Knowledge.

Automatic Sign In: Sign me in automatically.
(Select this if you want to be signed in automatically each time you access ISI Web of Knowledge. This feature uses cookie technology.)
 I am using a public computer or do not wish to be signed in automatically.
(Users of public computers should select this option.)

4. 在 ISI Web of Knowledge(<http://isiknowledge.com>) 平台註冊完個人帳號密碼後，請到 ISI Web of Knowledge Usage Reports 平台填寫資料



The screenshot shows the 'ISI WEB OF KNOWLEDGE USAGE REPORTS' registration page. At the top left is the 'SCIENCE' logo, and at the top right is the 'THOMSON REUTERS' logo. A navigation bar contains links for HOME, ABOUT US, PRODUCTS & SERVICES, PRESS ROOM, SUPPORT, and CONTACT US. A search bar with the text 'Site Search' and a 'SEARCH' button is also present. The main heading is 'ISI WEB OF KNOWLEDGE USAGE REPORTS'. Below this, there is a paragraph: 'Please fill out this form to advise the Thomson Scientific Usage Reports Team that you registered in ISI Web of Knowledge to access your institution's usage reports. We will notify you via email when your access is enabled.' The form fields are: First Name (required), Last Name (required), Company (required), Email, Country (dropdown menu with '- Select Country -'), and IP Address (pre-filled with '60.251.69.130'). Below the form is a section titled 'MORE INFORMATION' with a paragraph: 'The Science business of Thomson Reuters would like to keep you up to date with developments to our products and services. We would also like to invite you to special events such as seminars and receptions, and we would like you to benefit from our free newsletters and other resources.' There are two radio button options: 'Yes, I would like to receive further information from the Science business of Thomson Reuters.' and 'No, I do not want to receive further information from the Science business of Thomson Reuters.' A 'SUBMIT' button is located at the bottom right of the form area.

5. 填寫完資料待 Thomson Reuters 認證完畢即可用此帳號密碼查詢統計資料

使用統計帳號密碼登入步驟

1. 請在 ISI Web of Knowledge (<http://isiknowledge.com>) 平台點選 Sign In 輸入您的管理者帳號密碼

The screenshot shows the ISI Web of Knowledge homepage. At the top, there is a navigation bar with the following links: [Sign In](#), [My EndNote Web](#), [My ResearcherID](#), [My Citation Alerts](#), [My Journal List](#), [My Saved Searches](#), [Log Out](#), and [Help](#). The [Sign In](#) link is highlighted with a red box. Below the navigation bar, the main header includes the ISI Web of Knowledge logo and the tagline "Take the next step". The page is divided into several sections: "All Databases", "Select a Database", "Web of Science", and "Additional Resources". The "Web of Science" section is currently selected. Below this, there are search options: "Search", "Cited Reference Search", "Structure Search", "Advanced Search", "Search History", and "Marked List (0)". The main search area is titled "Web of Science® - now with Conference Proceedings" and contains a search form with three input fields and dropdown menus for "Topic", "Author", and "Publication Name". Below the search form, there are "Search" and "Clear" buttons. The "Current Limits" section includes a link to "[Hide Limits and Settings]" and a note "(To save these permanently, sign in or register.)". The "Timespan" section has two options: "All Years" (selected) and "From 1900-1914 to 2009". The "Citation Databases" section lists several databases with checkboxes, including "Science Citation Index Expanded (SCI-EXPANDED)", "Social Sciences Citation Index (SSCI)", "Arts & Humanities Citation Index (A&HCI)", "NEW! Conference Proceedings Citation Index- Science (CPCI-S)", and "NEW! Conference Proceedings Citation Index- Social Science & Humanities (CPCI-SSH)". The "Chemical Databases" section lists "Index Chemicus (IC)" and "Current Chemical Reactions (CCR-EXPANDED)". At the bottom, there are language options: "View in | 简体中文 | English".

2. 登入後，請點選 Additional Resources

The screenshot shows the ISI Web of Knowledge homepage after a user has signed in. The navigation bar now includes the text "Signed In" next to the "Sign In" link. The "Additional Resources" link in the main header is highlighted with a red box. The rest of the page content is identical to the previous screenshot, including the search form, current limits, and citation databases sections.

3. 進入 Additional Resources 頁面後，您會看到 Administrative Tools 選項，請點選 The Administrative Tools 進入使用統計管理者頁面

Signed In | My EndNote Web | My ResearcherID | My Citation Alerts | My Journal List | My Saved Searches | Log Out | Help

ISI Web of KnowledgeSM Take the next step Search Chinese Science Citation Database[®]

All Databases | Select a Database | Web of Science | **Additional Resources**

Analytical Tools:

Journal Citation Reports[®]
Journal performance metrics offer a systematic, objective means to critically evaluate the world's leading journals

- Delivers quantifiable statistical information based on citation data
- Helps determine a publication's impact and influence in the global research community
- Includes journal and category data

Essential Science IndicatorsSM
In-depth analytical tool offering data for ranking scientists, institutions, countries, and journals.

- Explore science performance statistics and science trends data, based on journal article publication counts and citation data
- Determine research output and impact in specific fields of research
- Evaluate potential employees, collaborators, reviewers, and peers

Web Search Tools:

Scientific WebPlus
Find scientifically relevant Web content fast! Search the open Web and quickly see the most relevant content for the topics you care about, with *Scientific WebPlus*.

Administrative Tools:

The Administrative Tools
Note: Access is restricted to administrator.

Web Sites:

ISI HighlyCited.comSM
This free, expert gateway uses citation data to deliver comprehensive information about the most significant scientists and scholars publishing today.

BiologyBrowser
A free database of resources and links for the life sciences information community.

Index to Organism Names
The world's largest online database of scientific organism names.

ResearcherID.com
ResearcherID provides the global research community with an invaluable index to author information. Each author listed is assigned a unique number, which serves as a fast, easy identifier.

Science Watch[®]
Weekly tracking of hot or emerging papers and research fronts in this free Web resource for science metrics and analysis. Includes interviews, first-person essays, podcasts, and profiles from scientists, journals, institutions, and nations, selected using *Essential Science IndicatorsSM* from Thomson Reuters.

Thomson Scientific
Find out more about information-based solutions available to the academic, business, and R&D communities.

Thomson Scientific Sales More information for new users

How can I use these resources?
These products and Web sites provide a variety of data and analysis relevant to research.
Read help for more information.

4. 進入使用統計管理者頁面後，請點選 ISI Web of Knowledge Usage Reports 即可開始查看統計資料

ISI Web of KnowledgeSM Administrative Tools Log Out

Take the next step with ISI Web of Knowledge
[Go to Web of Knowledge](#)

Administrative Tools

ISI Web of Knowledge Usage Reports

[EndNote Web Customization](#)

[Manage My Accounts Contacts](#)

Analytical Tools

[Journal Citation Reports](#)

[Essential Science Indicators](#)

[ISI HighlyCited.com](#)

ISI Web of Knowledge 使用統計

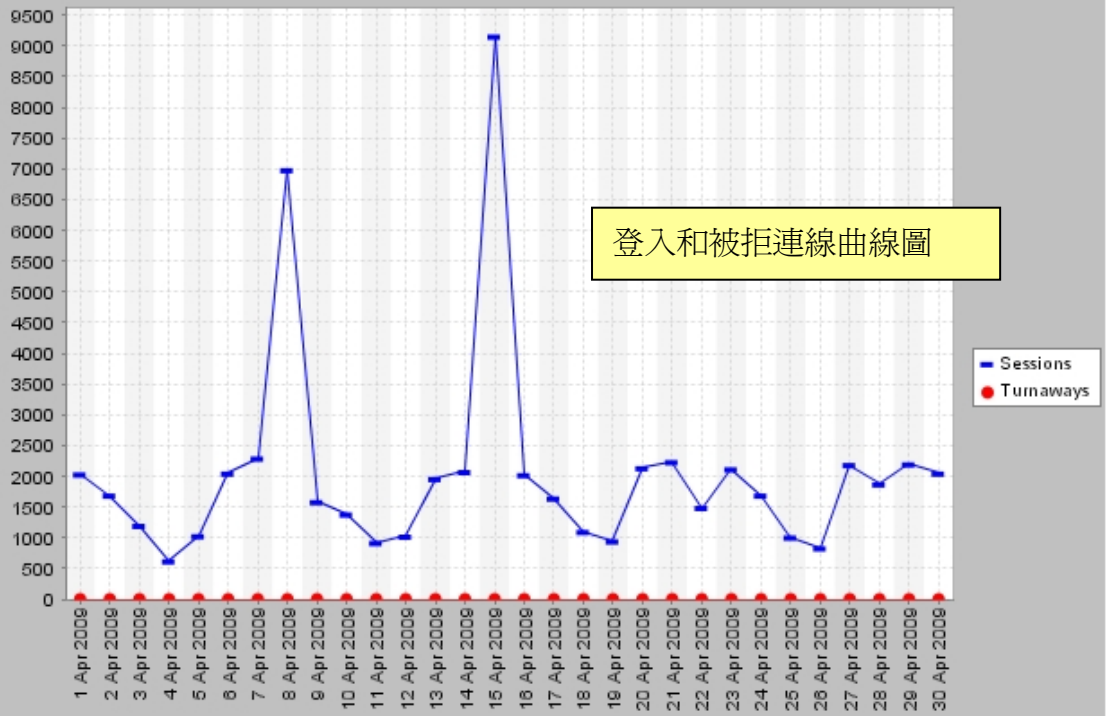
Summary Report

1. 選擇欲查看月份
2. 使用統計圖表

Date	Sessions	Maximum Contractual Users	Turnaways
01 Apr 2009	2033		0
02 Apr 2009	1690		0
03 Apr 2009	1196		0

28 Apr 2009	1874		0
29 Apr 2009	2199		0
30 Apr 2009	2046		0
Total Use:	61508		0
Average Use:	2051		0

ISI Web of Knowledge portal usage - Sessions & Turnaways for Apr 2009



3. 使用統計名詞解釋

Sessions	成功 Login 次數
Max Contractual Users	合約同時最高上線人數
Turnaways	被拒連線次數
Total Use	該月各欄總數
Average Use	該月平均使用次數

4. 下載使用統計：可選擇 HTML、CSV、TSV 三種下載格式(請見第 31 頁下載格式說明)

Summary Report Include User Credentials

1. 選擇欲查看月份，並勾選使用統計要包含 IP 位址
2. 使用統計圖表

Date	IP Address/ Token ID	Sessions	Maximum Contractual Users	Turnaways
01 Apr 2009	00.00.00.00	227		0
	00.00.00.00	2		0
	00.00.00.00	1		0
	00.00.00.00	1		0
	00.00.00.00	180		0

Total Use:		6941		0
Average Use:		232		0

3. 使用統計名詞解釋：同 Summary Report 名詞解釋
4. 注意事項：使用包含 IP 位址的使用統計沒有統計圖片的功能
5. 下載使用統計：可選擇 HTML、CSV、TSV 三種下載格式(請見第 31 頁下載格式說明)

Create a Custom Summary Report

在 Custom Summary Report 可只勾選想要的統計項目及月份

ISI Web of Knowledge portal usage - Create a Custom Summary Report

Include the following data:

- Sessions
- Average Length
- Maximum Actual Users
- Maximum Contractual Users
- Turnaways
- Include breakdown by User Credentials

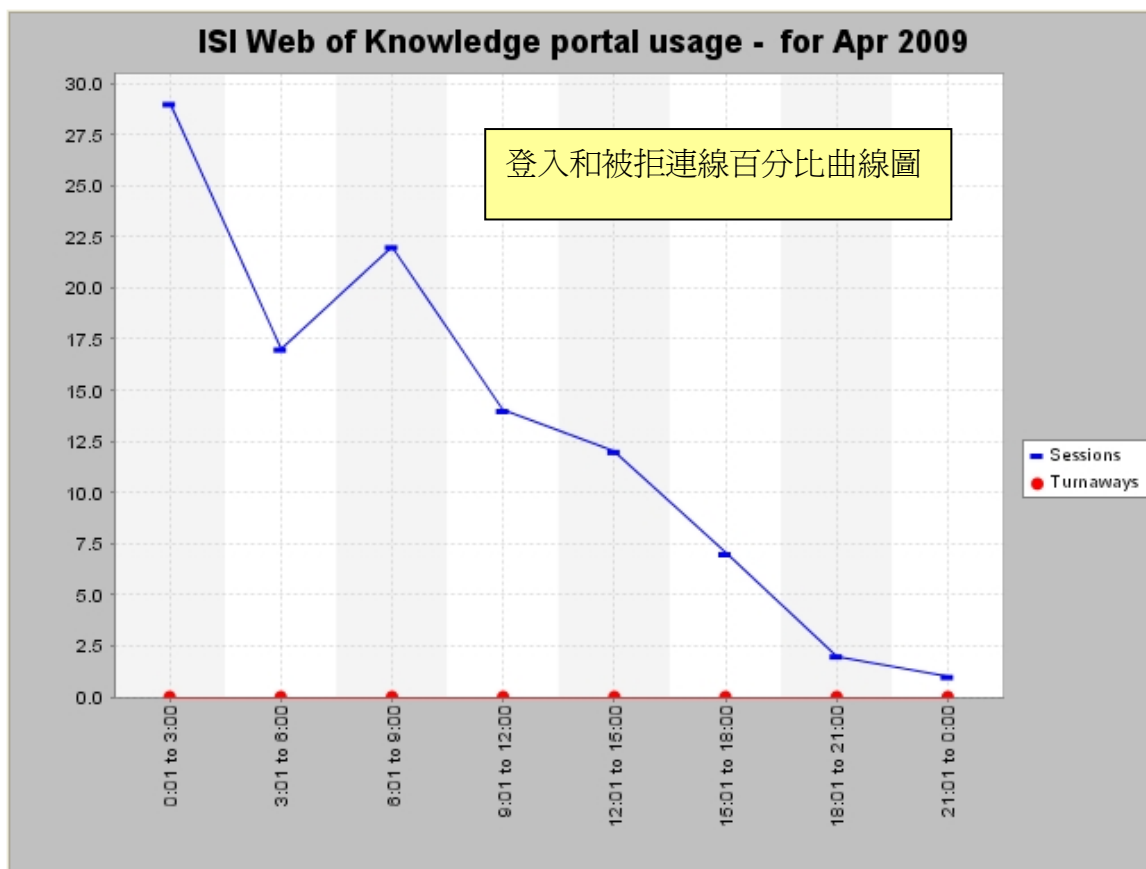
For the time period: From: to: COUNTER ✓

* To create a COUNTER-compliant report, your time period selection must begin with January and end with any other month in the same calendar year.

Sessions and Turnaways

1. 選擇欲查看月份
2. 使用統計圖表

<u>Time Range</u> [Coordinated Universal Time (UTC)]	<u># Sessions</u>	<u>% Sessions</u>	<u># Turnaways</u>	<u>% Turnaways</u>
0:01 to 3:00	17698	29%	0	0%
3:01 to 6:00	10238	17%	0	0%
6:01 to 9:00	12955	22%	0	0%
9:01 to 12:00	8189	14%	0	0%
12:01 to 15:00	6889	12%	0	0%
15:01 to 18:00	4038	7%	0	0%
18:01 to 21:00	886	2%	0	0%
21:01 to 0:00	615	1%	0	0%
Totals:	61508		0	



3. 使用統計名詞解釋

#Sessions	該月特定時間裡成功登入總次數
%Sessions	特定時間裡成功登入次數佔該月總登入次數百分比
#Turnaways	該月特定時間裡因上線人數已滿連線被拒總次數
%Turnaways	特定時間裡因上線人數已滿連線被拒次數佔該月總被拒次數百分比

4. 注意事項：Sessions 和 Turnaways 採用時間為 Coordinated Universal Time，UTC (世界協調時)。台灣時間請使用 UTC+8。
5. 下載使用統計：可選擇 HTML、CSV、TSV 三種下載格式(請見第 31 頁下載格式說明)

Sessions and Turnaways Include User Credentials

1. 選擇欲查看月份，並勾選使用統計要包含 IP 位址
2. 使用統計圖表

<u>Time Range</u> [Coordinated Universal Time (UTC)]	<u>IP Address/ Token ID</u>	<u># Sessions</u>	<u>% Sessions</u>	<u># Turnaways</u>	<u>% Turnaways</u>
0:01 to 3:00	00.00.00.00	540	8%	0	0%
	00.00.00.00	4	1%	0	0%
	00.00.00.00	1	1%	0	0%
	00.00.00.00	1	1%	0	0%
	00.00.00.00	1	1%	0	0%
Totals:		6941		0	

3. 使用統計名詞解釋：同 Sessions and Turnaways 名詞解釋
4. 注意事項：使用包含 IP 位址的使用統計沒有統計圖片的功能
5. 下載使用統計：可選擇 HTML、CSV、TSV 三種下載格式(請見第 31 頁下載格式說明)

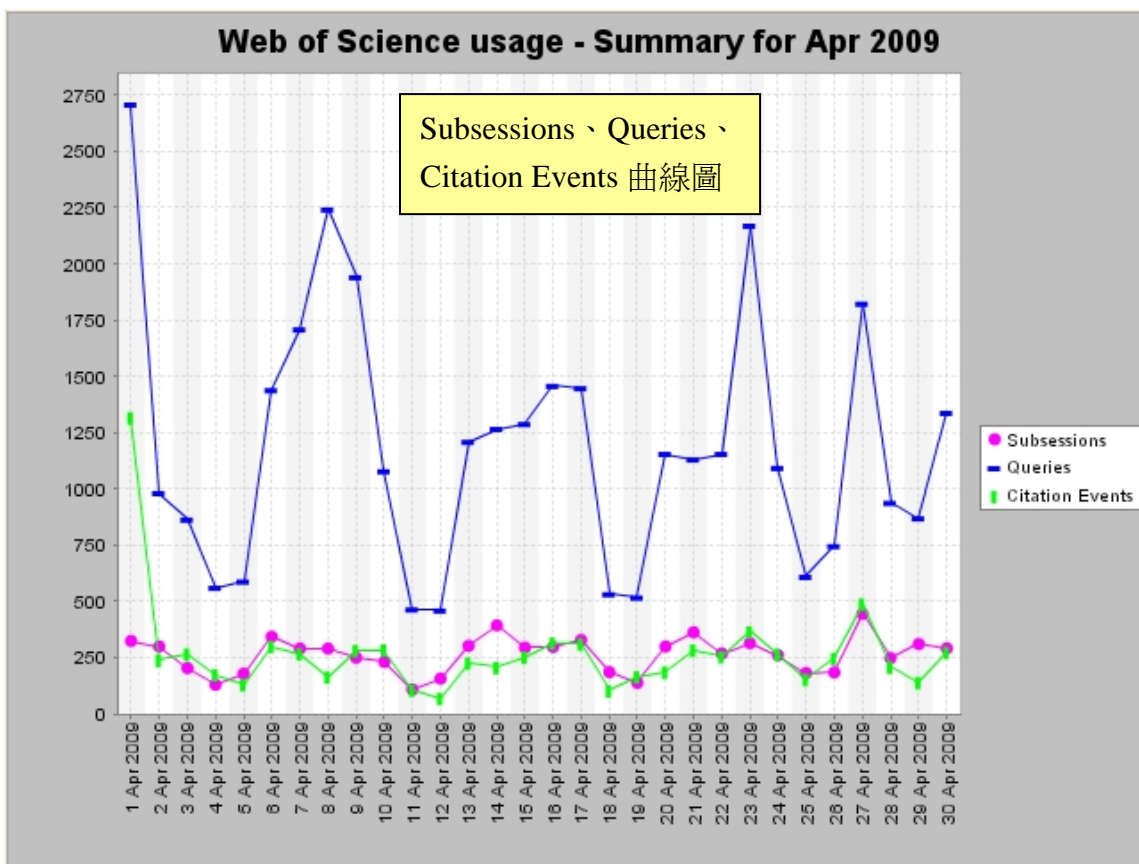
Web of Science 使用統計

Summary Report

1. 選擇欲查看月份
2. 使用統計圖表

Date	Sub-sessions	Queries	Citation Events	Records Viewed	Records Exported	Records Saved	Records Printed	Records Emailed	Records Ordered	TOCs Viewed	Total Items Requested
01 Apr 2009	324	2709	1317	681	1517	9251	6	0	0	1	11456
02 Apr 2009	299	982	239	561	2741	24757	19	0	0	1	28079
03 Apr 2009	203	864	266	448	543	124	299	0	0	0	1414
04 Apr 2009	129	561	174	401	184	35277	38	0	0	0	35900
05 Apr 2009	178	589	131	421	95	362772	2	0	0	0	363290

30 Apr 2009	291	1339	274	599	1759	2417	2	8	0	0	4785
Total Use:	7899	35805	8053	20372	17568	1824739	4688	476	0	8	1867851
Average Use:	264	1194	269	680	586	60825	157	16	0	1	62262



3. 使用統計名詞解釋

Subsessions	成功登入 <i>Web of Science</i> 次數
Queries	進一步從資料庫查詢的需求次數。 Query 通常是記錄使用者點選 Search 按鈕的記錄。 Query 通常也會記錄 Alert。
Citation Events	使用 <i>Web of Science</i> 中引文資料的使用次數，即使用者點選下列功能鍵或連結的次數： Search (在 Cited Reference Selection 頁面) Lookup (在 Cited Reference Lookup 頁面) Related Records (在 Full Record 頁面) Times Cited (在 Full Record 頁面) Cited References (在 Full Record 頁面) Citation Report(在 Summary 頁面) 注意：有些統計會在 Query 和 Citation Event 各算一次。例如：在 <i>Web of Science</i> 的 Cited reference search 分別都會在 Query 和 Citation Event 各算一次。
Records Viewed	Full Record 瀏覽筆數
Records Exported	輸出至書目管理軟體之資料筆數
Records Saved	存檔筆數
Records Printed	轉成列印格式筆數
Records Emailed	以 E-mail 形式寄出之資料筆數

Records Ordered	要求訂購全文之資料筆數
TOCs Viewed	期刊目次表顯示次數
Total Items Requested	需求行為總數，包含所有下列項目的次數： Records Viewed Records Exported Records Saved Records Printed Records Emailed Records Ordered TOCs Viewed CWCs Viewed (Current Contents Connect only) eSearches Viewed (Current Contents Connect only)
Total Use	該月各欄總數
Average Use	該月各欄平均數

4. 下載使用統計：可選擇 HTML、CSV、TSV 三種下載格式(請見第 31 頁下載格式說明)

Summary Report Include User Credentials

1. 選擇欲查看月份，並勾選使用統計要包含 IP 位址
2. 使用統計圖表

Date	IP Address/ Token ID	Sub- sessions	Queries	Citation Events	Records Viewed	Records Exported	Records Saved	Records Printed	Records Emailed	Records Ordered	TOCs Viewed	Total Items Requested
01 Apr 2009	00.00.00.00	32	120	3	33	0	0	0	0	0	0	33
	00.00.00.00	14	28	0	1	0	0	0	0	0	0	1
	00.00.00.00	1	6	3	4	0	0	0	0	0	0	4
	00.00.00.00	2	33	1	6	0	0	0	0	0	0	6
Total Use:		586	2433	162	670	84	16080	33	11	0	0	16878
Average Use:		3	11	1	3	1	67	1	1	0	0	71

3. 使用統計名詞解釋：同 WOS Summary Report 統計名詞解釋
4. 注意事項：使用包含 IP 位址的使用統計沒有統計圖片的功能
5. 下載使用統計：可選擇 HTML、CSV、TSV 三種下載格式(請見第 31 頁下載格式說明)

Summary Report Include WS Subsessions and queries

1. 選擇欲查看月份，並勾選使用統計要包含 WS Subsessions and queries
2. 使用統計圖表

Date	Sub- sessions	Queries	WS Subsessions	WS Queries	Total Subsessions	Total Queries	Citation Events	Records Viewed	Records Exported	Records Saved	Records Printed	Records Emailed	Records Ordered	TOCs Viewed	Total Items Requested
01 Apr 2009	324	2709	335	333	659	3042	1317	681	1517	9251	6	0	0	1	11456
02 Apr 2009	299	982	354	348	653	1330	239	561	2741	24757	19	0	0	1	28079
03 Apr 2009	203	864	131	131	334	995	266	448	543	124	299	0	0	0	1414
30 Apr 2009	291	1339	501	382	792	1721	274	599	1759	2417	2	8	0	0	4785
Total Use:	7899	35805	23792	17253	31691	53058	8053	20372	17568	1824739	4688	476	0	8	1867851
Average Use:	264	1194	794	576	1057	1769	269	680	586	60825	157	16	0	269	62262

3. 使用統計名詞解釋

WS 是 Web Services 的縮寫，Web Services 是 Web based information exchange systems (網頁基本資訊交換系統)，是基於 XML 和標準通信協定。

Web Services subsessions 是記錄當從一個外部的 Web application(網頁應用程式)進入 ISI Web of Knowledge 資料庫

Web Service query 是記錄當一個外部的 Web application(網頁應用程式)檢索 ISI Web of Knowledge 資料庫

4. 注意事項：透過書目管理軟體，如 EndNote、Reference Manager 等不包含在 Web Services 使用統計內
5. 下載使用統計：可選擇 HTML、CSV、TSV 三種下載格式(請見第 31 頁下載格式說明)

Create a Custom Summary Report

可只勾選想要的統計項目及月份。其中圖表、名詞解釋、圖片、下載格式皆與上述二者相同。

Web of Science usage - Create a Custom Summary Report

Include the following data:

- Subsessions
- Queries
- Citation Events
- Records Viewed
- Records Exported
- Records Saved
- Records Printed
- Records Emailed
- Records Ordered
- TOCs Viewed
- Total Items Requested
- Include breakdown by User Credentials
- Include WS Subsessions and queries

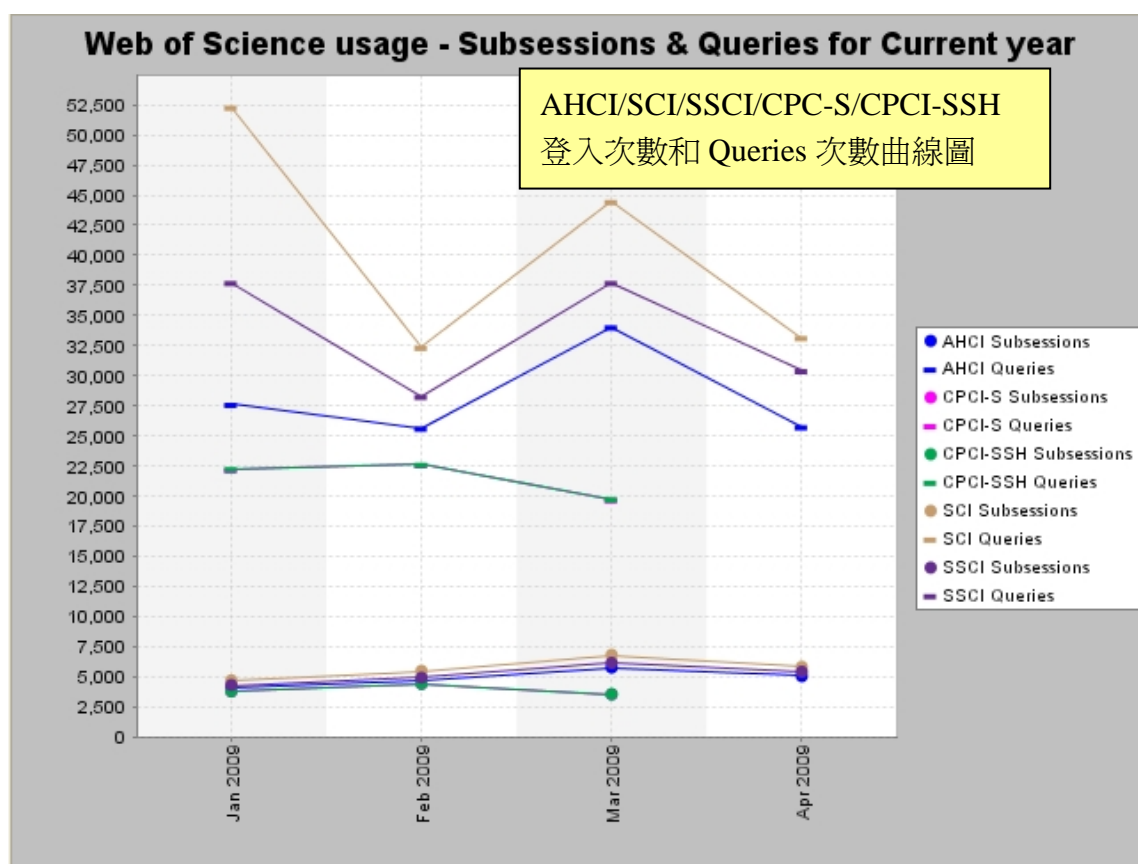
For the time period: From: to: COUNTER ✓

* To create a COUNTER-compliant report, your time period selection must begin with January and end with any other month in the same calendar year.

Subsessions and Queries

1. 選擇欲查看當年度(Current Year)或起訂後所有年度 (All Year)
2. 使用統計圖表

Date	AHCI		CPCI-S		CPCI-SSH		SCI		SSCI	
	Sub-sessions	Queries	Sub-sessions	Queries	Sub-sessions	Queries	Sub-sessions	Queries	Sub-sessions	Queries
Apr 2009	5025	25725	0	0	0	0	5786	33154	5377	30404
Mar 2009	5730	34036	3497	19667	3515	19744	6780	44449	6131	37727
Feb 2009	4624	25626	4370	22579	4398	22621	5459	32327	4894	28249
Jan 2009	4041	27602	3750	22149	3771	22236	4662	52293	4273	37713
Total Use:	19420	112989	11617	64395	11684	64601	22687	162223	20675	134093
Average Use:	4855	28248	2905	16099	2921	16151	5672	40556	5169	33524



3. 使用統計名詞解釋

Subsessions	成功登入 <i>Web of Science</i> 各專輯次數
Queries	進一步從資料庫查詢的需求次數。 Query 通常是記錄使用者點選 Search 按鈕的記錄。 Query 通常也會記錄 Alert。
Total Use	該月各欄總數
Average Use	該月各欄平均數

4. 下載使用統計：可選擇 HTML、CSV、TSV 三種下載格式(請見第 31 頁下載格式說明)

Subsessions and Queries Include User Credentials

1. 選擇欲查看當年度(Current Year)或起訂後所有年度 (All Year)，並勾選使用統計要包含 IP 位址
2. 使用統計圖表

Date	IP Address/ Token ID	AHCI		SCI		SSCI	
		Sub-sessions	Queries	Sub-sessions	Queries	Sub-sessions	Queries
Apr 2009	00.00.00.00	561	2392	563	2400	568	2415
	00.00.00.00	1	1	1	1	1	1
	00.00.00.00	1	1	1	1	1	1
	00.00.00.00	69	234	70	237	70	237
Total Use:		1458	5328	1460	5408	1467	5408
Average Use:		365	1332	365	1352	367	1352

3. 使用統計名詞解釋：同 Subsessions and Queries 統計名詞解釋
4. 注意事項：使用包含 IP 的使用統計沒有統計圖片的功能

5. 下載使用統計：可選擇 HTML、CSV、TSV 三種下載格式(請見第 31 頁下載格式說明)

WebService Usage Summary Report

1. 勾選資料要包含 Session 或是 Queries
2. 選擇欲查看月份
3. 使用統計圖表

Date	WS-WOS		WS-CCC		WS-ISIP		WS-DII		WS-BIOABS		WS-BIOSIS		WS-INSPEC	
	Sub-Sessions	Queries	Sub-Sessions	Queries	Sub-Sessions	Queries	Sub-Sessions	Queries	Sub-Sessions	Queries	Sub-Sessions	Queries	Sub-Sessions	Queries
Apr 2009	23792	17253	0	0	0	0	0	0	5	5	42	42	0	0
Mar 2009	12890	12230	46	43	0	0	0	0	49	49	0	0	0	0
Feb 2009	7758	7508	45	44	0	0	0	0	213	207	25	25	0	0
Jan 2009	9382	8837	11	8	0	0	0	0	200	191	64	64	0	0
Total Use:	53822	45828	102	95	0	0	0	0	467	452	131	131	0	0
Average Use:	13456	11457	26	24	0	0	0	0	117	113	33	33	0	0

Key: WS-BIOABS = Biological Abstracts - Web Services WS-INSPEC = Inspec - Web Services
 WS-BIOSIS = BIOSIS Previews - Web Services WS-ISIP = ISI Proceedings - Web Services
 WS-CCC = Current Contents Connect - Web Services WS-WOS = Web of Science - Web Services
 WS-DII =

4. 使用統計名詞解釋

WS 是 Web Services 的縮寫，Web Services 是 Web based information exchange systems (網頁基本資訊交換系統)，是基於 XML 和標準通信協定。

Web Services subsessions 是記錄當從一個外部的 Web application(網頁應用程式)進入 ISI Web of Knowledge 資料庫

Web Service query 是記錄當一個外部的 Web application(網頁應用程式)檢索 ISI Web of Knowledge 資料庫

5. 注意事項：透過書目管理軟體，如 EndNote、Reference Manager 等不包含在 Web Services 使用統計內
6. 下載使用統計：可選擇 HTML、CSV、TSV 三種下載格式(請見第 31 頁下載格式說明)

ResearchSoft Product Report

1. 勾選資料要包含 ResearchSoft Link-ins 的 Link-ins 或是 ResearchSoft Remote Searches 的
2. 選擇欲查看月份
3. 使用統計圖表

	ResearchSoft Link-ins	ResearchSoft Remote Queries
Date		
Apr 2009	2627	9589
Mar 2009	3772	9290
Feb 2009	2671	6396
Jan 2009	1787	5668
Total Use	10857	30943

4. 使用統計名詞解釋

ResearchSoft Link-ins	從書目管理軟體，如 EndNote、Reference Manager 等，連結至 ISI Web of Knowledge 全記錄頁面次數
ResearchSoft Remote Searches	從書目管理軟體，如 EndNote、Reference Manager 等，檢索 ISI Web of Knowledge 平台資料庫如 Web of Science 的檢索次數
Total Use	該欄總數


5. 下載使用統計：可選擇 HTML、CSV、TSV 三種下載格式(請見第 31 頁下載格式說明)

Alerting 使用統計(需依照各單位使用權限而定)

Search Alerts Summary

1. 選擇欲查看月份
2. 使用統計圖表

Search Alert Totals	
Alerts Limit:	10000
Alerts Used:	33
Alerts Remaining:	9967
Alert Recipients:	10
Web of Science Alerts	
Alerts Used:	32
Alert Recipients:	10
Current Contents Connect Alerts	
Alerts Used:	1
Alert Recipients:	1
Biological Abstracts Alerts	
Alerts Used:	1
Alert Recipients:	1
BIOSIS Previews Alerts	
Alerts Used:	1
Alert Recipients:	1

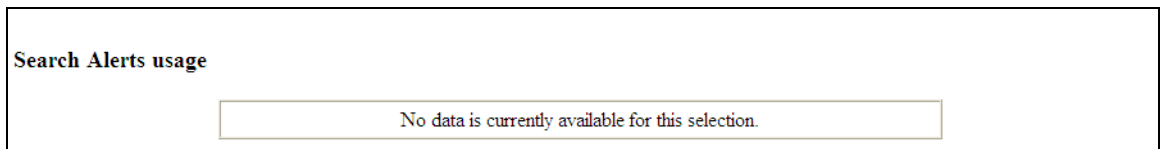


3. 使用統計名詞解釋

Alerts Limit	該單位所訂購之 Alert 總數
Alerts Used	目前正被使用的 Alert 總數
Alerts Remaining	尚可供使用之 Alert 數目
Alert Recipients	該月新申請之 Alert 數目

4. 下載使用統計：可選擇 HTML、CSV、TSV 三種下載格式(請見第 31 頁下載格式說明)

5. 若貴單位無 Alert 功能，將顯示無資料可供檢視，如下圖：



Search Alerts Summary Include Individual User Details

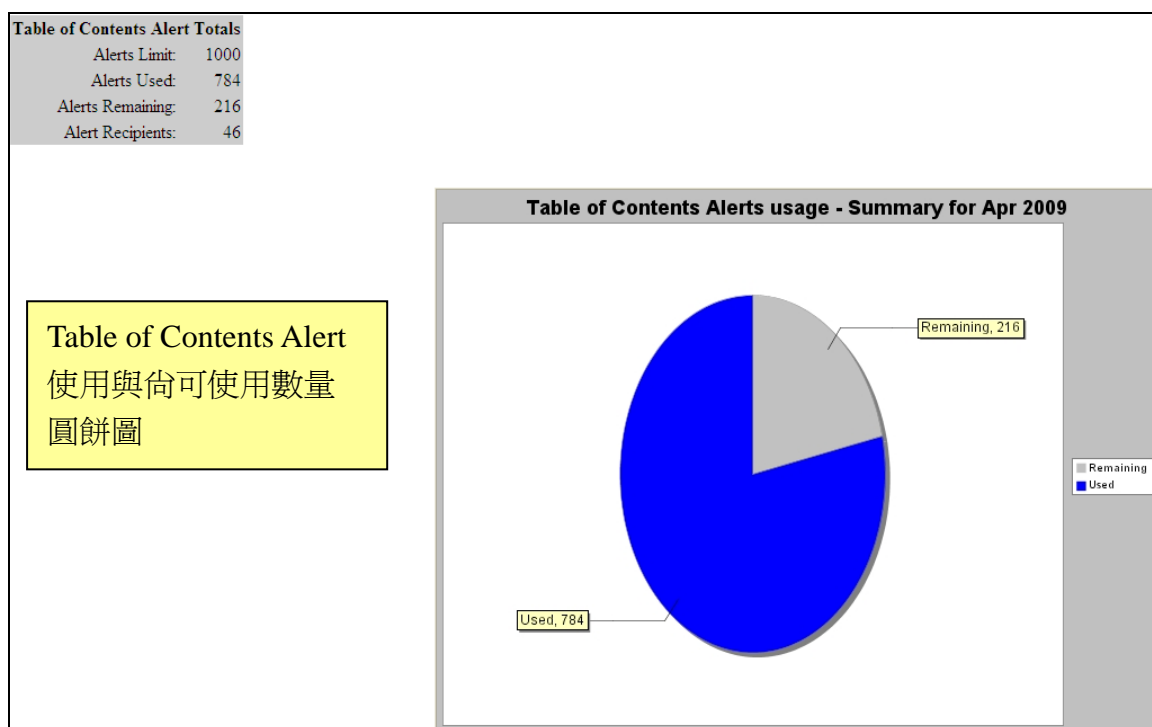
1. 選擇欲查看月份，並勾選使用統計要包含個別使用者資訊
2. 使用統計圖表

Search Alert Totals				
Alerts Limit:	10000			
Alerts Used:	33			
Alerts Remaining:	9967			
Alert Recipients:	10			
Web of Science Alerts				
Alerts Used:	32			
Alert Recipients:	10			
Creator	Alert Name	Recipient	Expires	Description
peggy@csis.com.tw	peggy	peggy@csis.com.tw	03 SEP 2009	
peggy@csis.com.tw	peggy	peggy@csis.com.tw	03 SEP 2009	

3. 使用統計名詞解釋：同 Search Alerts Summary 統計名詞解釋
4. 注意事項：使用包含 IP 位址的使用統計沒有統計圖片的功能
5. 下載使用統計：可選擇 HTML、CSV、TSV 三種下載格式(請見第 31 頁下載格式說明)

Table of Contents Alerts Summary

1. 選擇欲查看月份
2. 使用統計圖表



3. 使用統計名詞解釋：

Alerts Limit	該單位所訂購之 Alert 總數
Alerts Used	目前正被使用的 Alert 總數
Alerts Remaining	尚可供使用之 Alert 數目
Alert Recipients	該月新申請之 Alert 數目

4. 下載使用統計：可選擇 HTML、CSV、TSV 三種下載格式(請見第 31 頁下載格式說明)

5. 若貴單位無 Alert 功能，將顯示無資料可供檢視，如下圖：

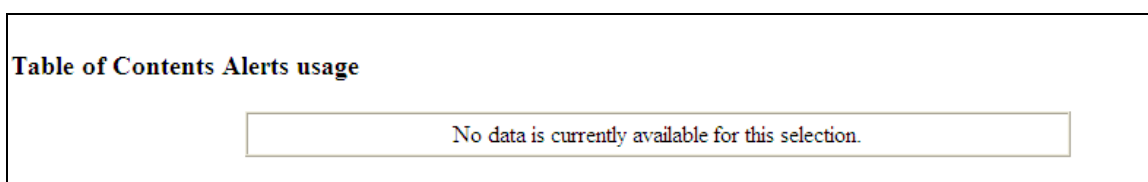


Table of Contents Alerts Summary Include Individual User Details

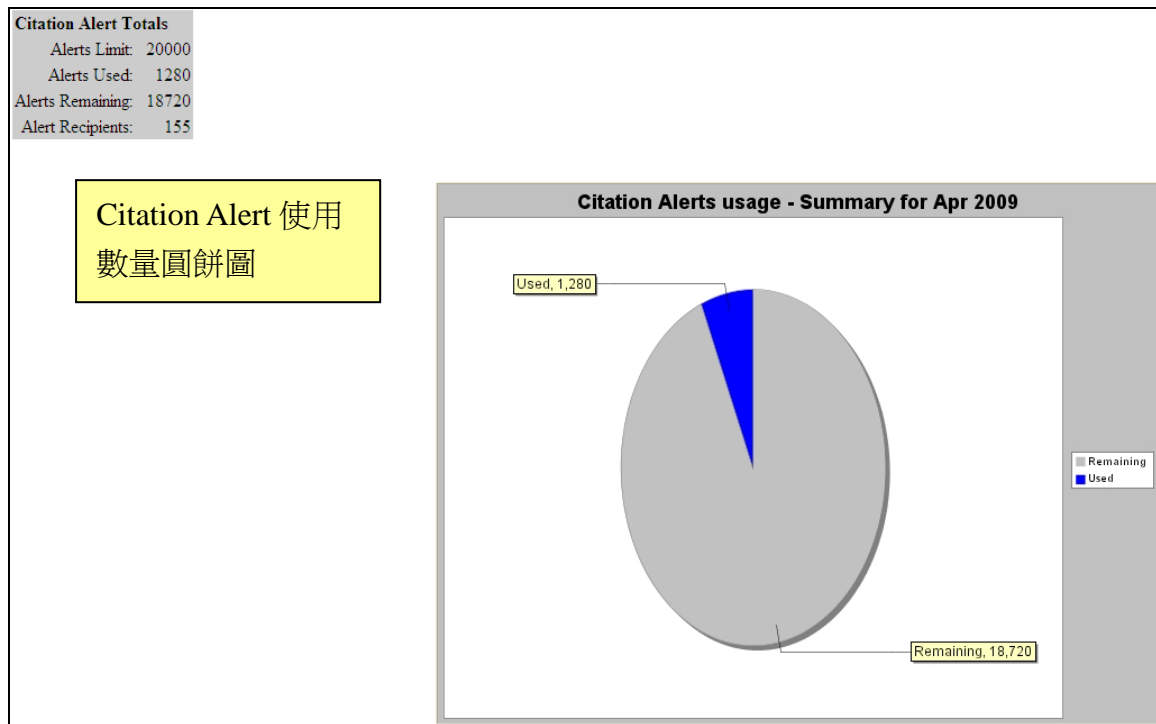
1. 選擇欲查看月份，並勾選使用統計要包含個別使用者資訊
2. 使用統計圖表

Table of Contents Alert Totals				
Alerts Limit:	1000			
Alerts Used:	784			
Alerts Remaining:	216			
Alert Recipients:	46			
Creator	Alert Name	Recipient	Expires	
peggy@csis.com.tw	Peggy	peggy@csis.com.tw	30 Apr 2009	
peggy@csis.com.tw	Peggy	peggy@csis.com.tw	07 Mar 2010	

3. 使用統計名詞解釋：同 Table of Contents Alerts Summary 統計名詞解釋
4. 注意事項：使用包含 IP 位址的使用統計沒有統計圖片的功能
5. 下載使用統計：可選擇 HTML、CSV、TSV 三種下載格式(請見第 31 頁下載格式說明)

Citation Alert Summary

1. 選擇欲查看月份
2. 使用統計圖表



3. 使用統計名詞解釋：

Alerts Limit	該單位所訂購之 Alert 總數
Alerts Used	目前正被使用的 Alert 總數
Alerts Remaining	尚可供使用之 Alert 數目
Alert Recipients	該月新申請之 Alert 數目

4. 下載使用統計：可選擇 HTML、CSV、TSV 三種下載格式(請見第 31 頁下載格式說明)

Citation Alert Summary Include Individual User Details

1. 選擇欲查看月份，並勾選使用統計要包含個別使用者資訊
2. 使用統計圖表

Citation Alert Totals			
Alerts Limit:	20000		
Alerts Used:	1280		
Alerts Remaining:	18720		
Alert Recipients:	155		
Creator	Citation	Recipient	Expires
peggy@csis.com.tw		peggy@csis.com.tw	23 Aug 2009
peggy@csis.com.tw		peggy@csis.com.tw	23 Aug 2009

3. 使用統計名詞解釋：同 Citation Alerts Summary 統計名詞解釋
4. 注意事項：使用包含 IP 位址的使用統計沒有統計圖片的功能
5. 下載使用統計：可選擇 HTML、CSV、TSV 三種下載格式(請見第 31 頁下載格式說明)

Links 使用統計

Inter-product Links Summary

1. 選擇欲查看月份
2. 使用統計圖表：表格中左欄為原始資料庫，右列為聯結資料庫

From/To:	WoS	CCC	ISIP	DII 3.0	DII	BA	BIOSIS	CAB	FSTA	Inspec	MEDLINE	PsycINFO	WCI	ZR	JCR	ESI
WoS															227	2
CCC															9	
ISIP																
DII 3.0																
DII																
BA	1															
BIOSIS																
CAB																
FSTA																
Inspec																
MEDLINE																
PsycINFO																
WCI																
ZR																
JCR																
ESI	4436															

各資料庫間互相連結次數表

Key: BA = Biological Abstracts
 BIOSIS = BIOSIS Previews
 CAB = CAB Abstracts
 CCC = Current Contents Connect
 DII 3.0 = Derwent Innovations Index 3.0
 DII = Derwent Innovations Index
 ESI = Essential Science Indicators
 FSTA = Food Science and Technology Abstracts
 Inspec = Inspec
 ISIP = ISI Proceedings
 JCR = Journal Citation Reports
 Medline = Medline
 PsycINFO = PsycINFO
 WCI = Web Citation Index
 WoS = Web of Science
 ZR = Zoological Record

3. 使用統計名詞解釋：

From	WOK 上所有資料庫
To	透過連結按鈕進入之其他資料庫
BA	Biological Abstracts

BIOSIS	BIOSIS Previews
CAB	CAB Abstracts
CCC	Current Contents Connect
DII	Derwent Innovations Index
ESI	Essential Science Indicators
FSTA	Food Science and Technology Abstracts
INSPEC	INSPEC
ISIP	ISI Proceedings
JCR	Journal Citation Reports
Medline	Medline
PsycINFO	PsycINFO
WCI	Web Citation Index
WOS	Web of Science
ZR	Zoological Record

4. 下載使用統計：可選擇 HTML、CSV、TSV 三種下載格式 (請見第 31 頁下載格式說明)

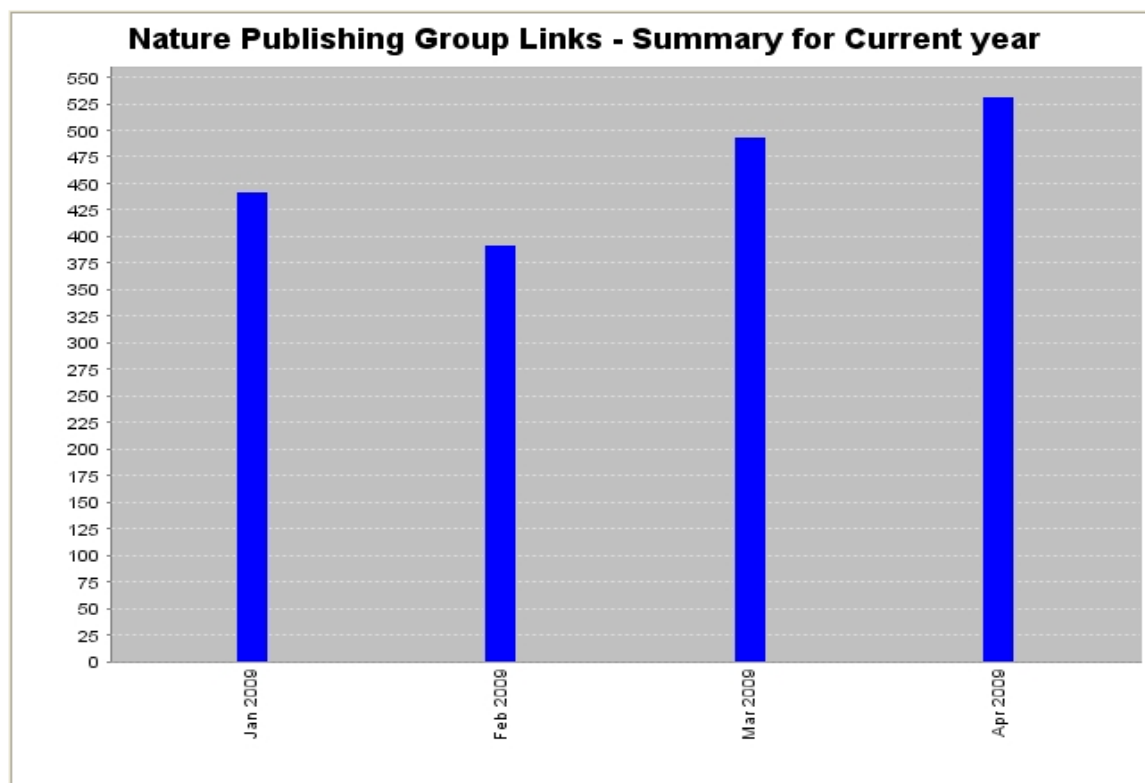
Publisher Full Text Links (All Publishers)

1. 選擇欲查看當年度(Current Year)或起訂後所有年度 (All Year)
2. 使用統計圖表

Date	HighwireFree	RSC	AIP	Springer	ScienceDirect	Blackwell	IEEE	SciELO	Nature	Elsevier	Kluwer Academic Publishers	Blackwell Publishing	Institute of Electrical and Electronics Engineers (IEEE)	American Society for Clinical Investigation	Springer Verlag	Nature Publishing Group
Apr 2009	373	12	59	123	861	74	24	80	51	13570	283	1325	955	17	2263	532
Mar 2009	291	9	49	145	871	103	48	49	34	12989	279	1334	1065	45	2308	494
Feb 2009	295	10	27	116	974	86	26	23	26	11804	280	1441	765	91	2194	392
Jan 2009	170	5	18	98	539	72	18	23	15	7736	214	914	623	10	1292	442
Total Use:	1129	36	153	482	3245	335	116	175	126	46099	1056	5014	3398	163	8057	1860
Average Use:	283	9	39	121	812	84	29	44	32	11525	264	1254	850	41	2015	465

Date	Nature Publishing Group
Apr 2009	532
Mar 2009	494
Feb 2009	392
Jan 2009	442
Total Use:	1860
Average Use:	465

個別出版社該年度各月統計次數



3. 使用統計名詞解釋：

本統計顯示年度內各月份由 WOK 上各資料庫中的詳細資料，連結至校內訂購之電子期刊觀看文章全文之次數(依出版社統計)

4. 下載使用統計：可選擇 HTML、CSV、TSV 三種下載格式(請見第 31 頁下載格式說明)

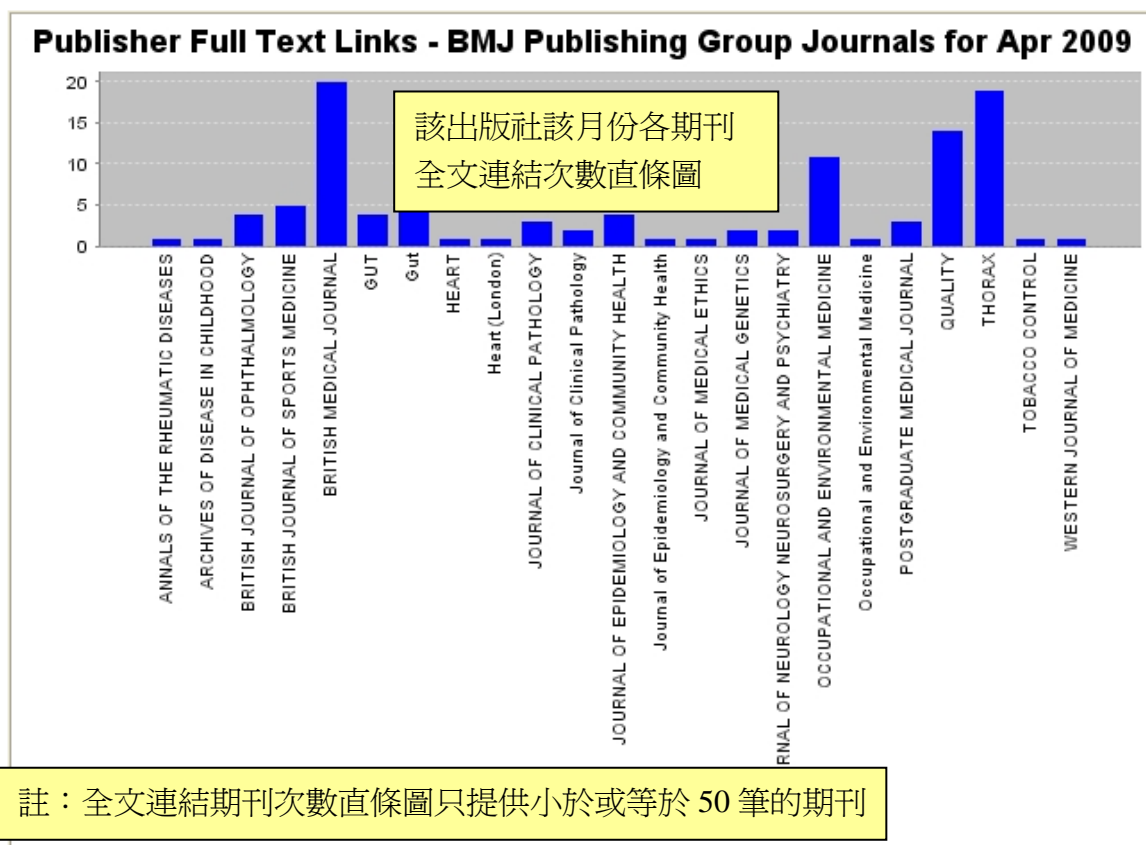
Publisher Full Text Links (Journals by Publisher)

1. 選擇欲查看之期刊出版社及月份

2. 使用統計圖表

Journal Title	Full-text links out
ANNALS OF THE RHEUMATIC DISEASES	1
ARCHIVES OF DISEASE IN CHILDHOOD	1
BRITISH JOURNAL OF OPHTHALMOLOGY	4
BRITISH JOURNAL OF SPORTS MEDICINE	5
BRITISH MEDICAL JOURNAL	20
GUT	4
Gut	5
HEART	1

該出版社該月份各期刊全文連結次數列表



註：全文連結期刊次數直條圖只提供小於或等於 50 筆的期刊

3. 使用統計名詞解釋：

本統計顯示該月由 WOK 上各資料庫中的詳細資料，連結至校內訂購之電子期刊觀看文章全文之次數(依電子期刊統計)

4. 下載使用統計：可選擇 HTML、CSV、TSV 三種下載格式(請見第 31 頁下載格式說明)

RSS 使用統計

1. 選擇欲查看月份

2. 使用統計圖表

Table of Contents RSS Totals	
RSS Used:	54
RSS Creators:	7

Citation RSS Totals	
RSS Used:	6
RSS Creators:	6

Search RSS Totals	
RSS Used:	1
RSS Creators:	1

3. 使用統計名詞解釋：

RSS Used	RSS 使用數量
RSS Creators	建立 RSS Alert 功能的使用者

4. 注意事項：

RSS 使用統計包含 TOC、Citation、Search

5. 下載使用統計：可選擇 HTML、CSV、TSV 三種下載格式(請見第 31 頁下載格式說明)

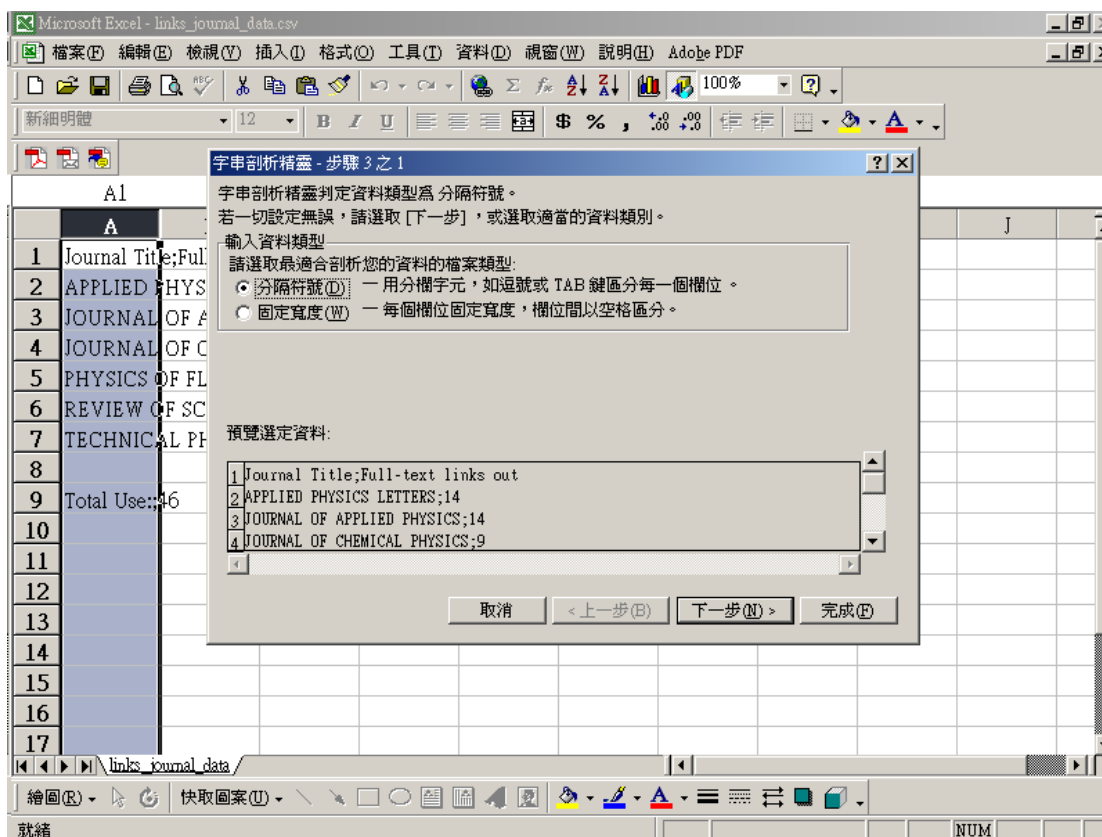
下載格式

HTML (Hypertext Markup Language)	顯示於瀏覽器上之檔案形式
CSV (Microsoft Excel Comma Separated Values File)	以冒號分隔之 Excel 表格
TSV (Tab Separated Values File)	以 Tab 分隔之文字檔，可再轉成 Excel 格式利用

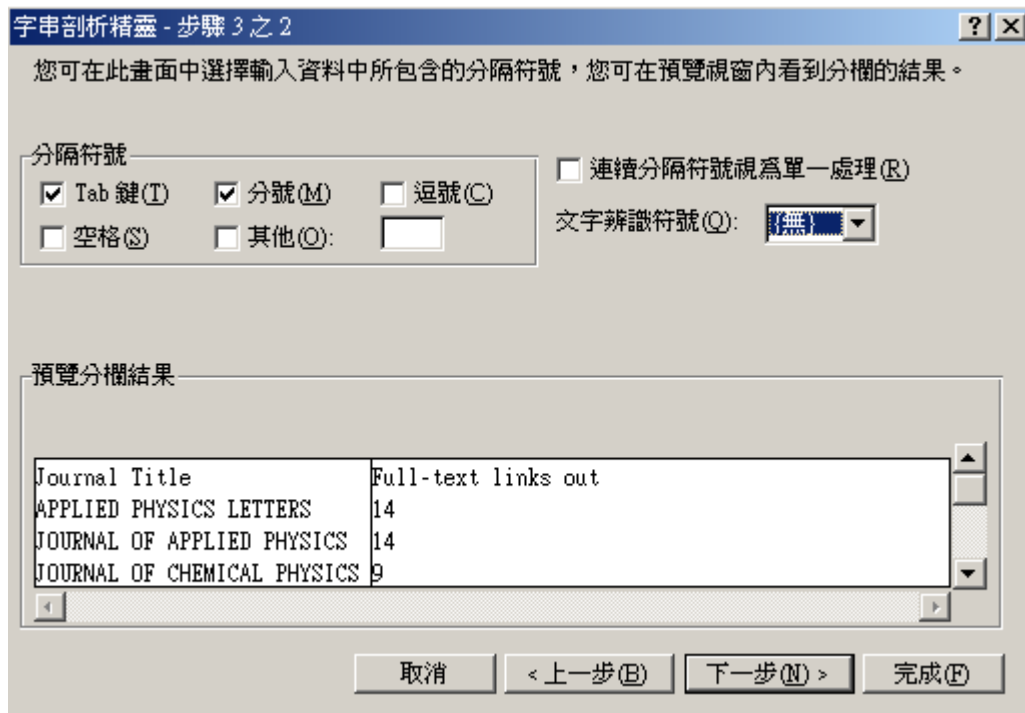
- 下載之 CSV 檔案如何匯成正常顯示之 Excel 表格，步驟如下：

1. 下載後開啟檔案
2. 選取整個欄位 A (點選欄位 A 後全欄反白)
3. 點選工具列“資料”中的“資料剖析”(Word 2003)

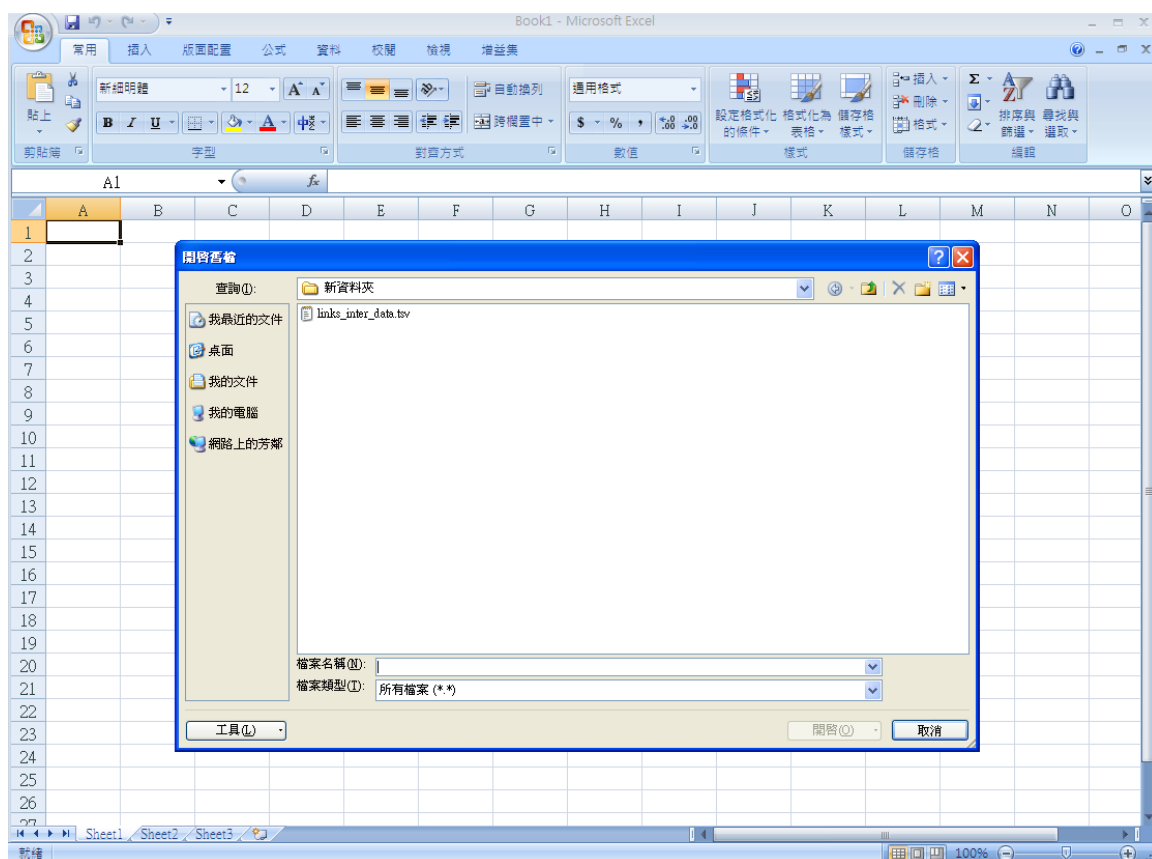
點選資料→“資料工具”中的“資料剖析”(Word 2007)



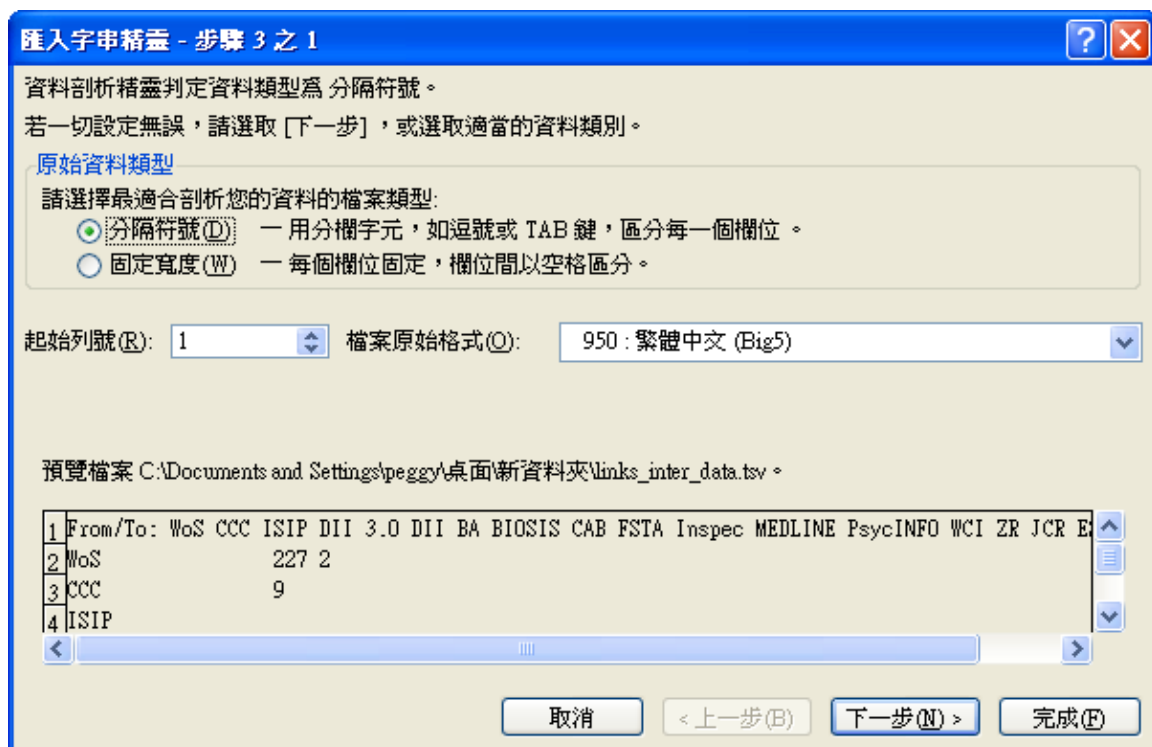
4. 選擇“分隔符號”，後按“下一步”
5. 勾選“分隔符號”中的“分號”



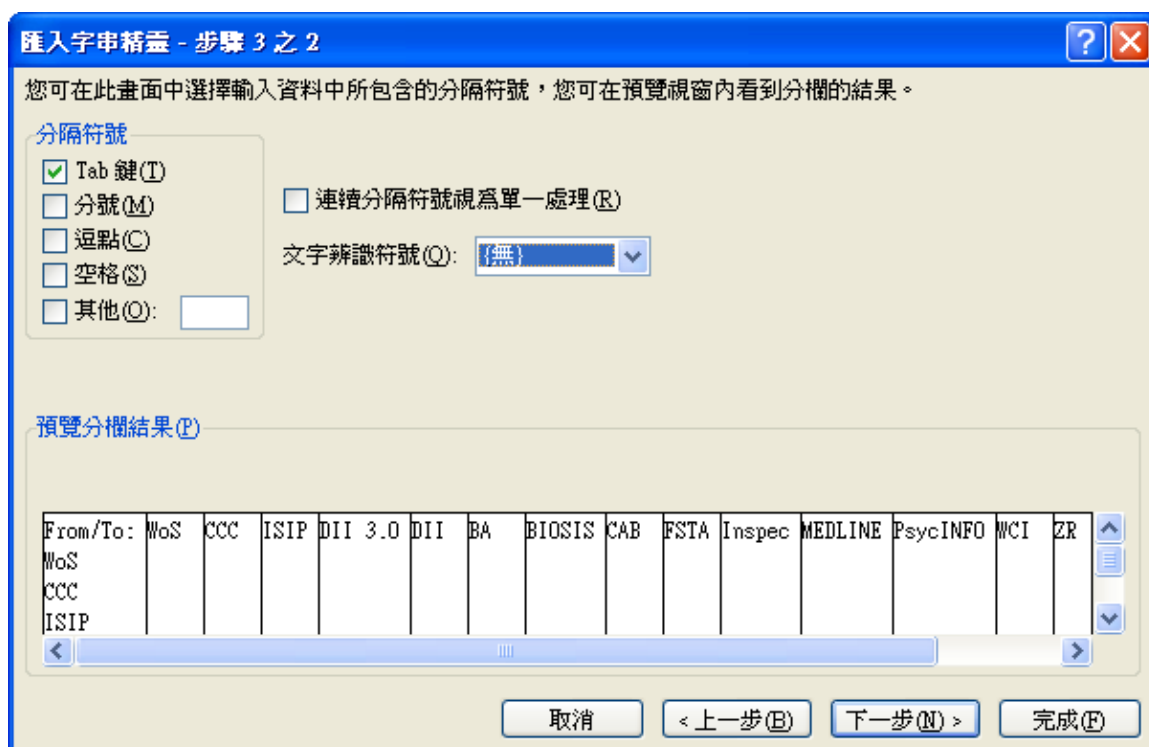
6. 將右邊“文字辨識符號”的下拉式選單選擇至“無”，後按“下一步”
 7. 點選“完成”，即可用 Excel 表格開啟 CSV 檔
- 下載 TSV 檔案如何會成正常顯示之 Excel 表格，步驟如下：
 1. 先開啟 Excel，之後開啟下載後的 TSV 檔案



2. 會出現匯入字串精靈，選擇”分隔符號”，點選”下一步”



3. 勾選分隔符號中的”Tab”鍵，文字辨識符號選擇”無”



4. 點選 “下一步”

5. 點選 “完成”，即可用 Excel 開啟 TSV 檔案